



20 000-TB

**REALIZE
YOUR CAPACITY**

20 000-TB

NRC carriers are renowned to be the strongest in the industry. They are known to be the choice of operators seeking performance, strength and top-notch quality. The 20,000-TB is versatile and enables you to do recovery without having to purchase thousands of dollars worth of options. It allows you to carry vehicles, as well as machinery or equipment of all kinds. Available in deck lengths ranging from 20' to 30'.

RECOVERY CAPABILITIES

NRC carriers are built and designed to do recovery without adding heavy options. Every detail in their construction has been engineered to give you great strength and performance. Combined with the stabilizer grips, the Roller Guide is a simple and easy-to-use piece of equipment that allows you to do recovery with your NRC carrier.

VERSATILITY

Bring it on! The 20,000-TB is strong enough to carry vehicles, machinery, or almost anything you want to throw at it.

LOWER DECK

Take advantage of a lower deck when transporting machinery and equipment of all kinds, as well as towing luxury cars.

THE BEST FINISH IN THE INDUSTRY

NRC QUALITY



Providing lifting solutions
for every need

pmindustries.ca

Toll Free: 1-855-656-1689

ADVANTAGES

- RECOVERY CAPABILITIES
- VERSATILITY
- BEST FINISH IN THE INDUSTRY
- LOWER DECK
 - Easier for the operator to chain down loads
 - Haul higher loads and stay legal
 - Lower center of gravity (more stable)
 - Better load angle

- HEAVY-DUTY LONG DECK LOCK
- EASY TO USE HEADACHE RACK
- STANDARD PLANETARY WINCH
- ENCLOSED VALVE BANK SPOOLS (eliminates leaks caused by road dirt)
- STAINLESS STEEL CONTROL RODS
- FORMED CROSS-MEMBERS
- LOW HINGE PIN BELOW THE FRAME RAILS
- TAIL & SIGNAL LIGHTS MOUNTED ON THE OUTSIDE EDGES OF THE HEADACHE RACK
- RECESSED MARKER LIGHTS
- SHOTBLASTED WITH EPOXY PRIMER
- NRC QUALITY



STANDARD EQUIPMENT

- Deck capacity: 20,000 lbs (distributed weight)
- Floor Thickness: 3/16" steel
- Easy to use stationary headache rack
- Fixed sides
- 3 round recessed side marker lights
- Deck lights
- Chain slots on each side
- Hydraulic pump
- Hydraulic oil tank with filter
- 8,000 lb planetary winch
- 3/8" x 75' wire rope
- Dual control
- Independant hydraulic tow bar
- Shotblast + Primer paint
- Federal standard #108 light group
- Tow lights
- Tie-down chains

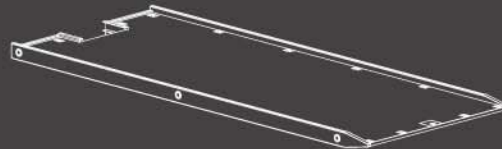
OPTIONAL EQUIPMENT

- Stationary headache rack with tool boxes
- Deck flat top with stake pockets
- Removable rails
- Extra marker light
- Aluminum covering inside light pylon
- 6" T1 steel flat bar welded at the end of deck
- 10,000 lb winch
- 15,000 lb winch
- Second winch
- 1/4" floor
- Wooden floor
- Remote control
- Air clutch release on winch
- Tool boxes
- Roller Guide for recovery
- Stabilizer grip
- Trailer hitch & pintle hook adapter
- Wheel-lift system
- Set of work lights on top of rear bumper
- Skirting front only
- Skirting front & rear
- Sliding track for winch binder
- Stainless steel on side of bed
- Stainless steel on skirts
- Stainless steel on light pylon
- Stainless steel on rear bumper
- Deck 102" wide (N/C)
- Extra chain slots
- Light bars
- Paint
- Installation
- Other options available

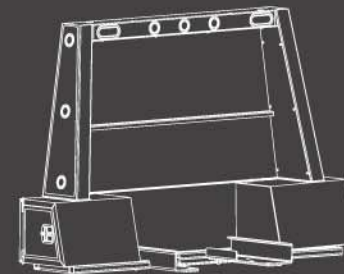
REMOVABLE RAILS



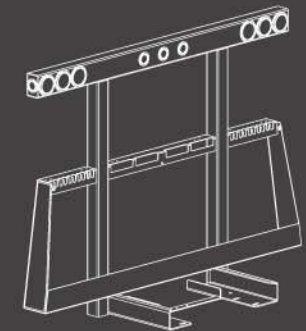
FIXED SIDES



STATIONARY HEADACHE RACK WITH TOOL BOXES



STATIONARY HEADACHE RACK



All recommendations are minimums; heavier specifications may be required. Always consult your local distributor or the factory for more information.

All ratings are based on structural factors only, not vehicle capacities. Specifications shown are approximations and may vary depending on chassis selected. NRC Industries Inc. reserves the right to change or modify the product and/or specifications without notice or obligation. Some optional equipment shown.

Tel: 450 379-5796 / Fax: 450 379-5995 / www.nrc-industries.com

